



Payment Methods


Available Payment Methods

1. Neteller
2. Skrill Moneybookers
3. Local Bank Deposits
4. Asiapay88 (Using ICICI Bank Accounts)

More payment methods are coming soon!

	Neteller	Moneybookers	Local Bank Transfer	Asiapay88
Min. Deposit Amt.	60 INR	1 INR	1000 INR	50 INR
Max. Deposit Amt.	450,000 INR	4,500,000 INR	24,950 INR	24,999 INR
Min. Withdrawal Amt.	1 INR	1 INR	50 INR	
Max. Withdrawal Amt.	450,000 INR	4,500,000 INR	24,950 INR	

Neteller



TO CREATE A NETELLER EWALLET ACCOUNT:

1. Go to <http://www.neteller.com/> and click on "JOIN FOR FREE" or "SIGN UP"
2. Fill in the required fields. Make sure to use the same email address that you used for your Dafabet account. Click "CONTINUE"
3. Enter your personal details. Make sure to enter the same personal details as in your Dafabet account. Read the "Terms of Use" and "Privacy Policy", and if satisfied, click "CONTINUE" to proceed.

Neteller

The screenshot shows the Neteller website interface. At the top, there's a green header with the Neteller logo, a language selector set to 'English', and a 'Sign In' button. On the left, a sidebar lists 'Step 1 Get started', 'Step 2 Details', and 'Step 3 Confirmation' (which is highlighted). The main content area displays a confirmation message: 'dafabet, your account has been created'. Below this, it states 'A confirmation email has been sent to: dafabet@yahoo.com'. A table shows the 'Account ID' as 452423274703 and the 'Secure ID' as 395365. A yellow callout box highlights this table, with a speech bubble pointing to it that says 'You will require both these credentials and your password to sign in to your account.' Below the table, there's a section titled 'What do you want to do now?' with a dropdown menu set to 'Select an option...' and a green 'Continue' button. At the bottom, there's a footer with links for 'About', 'Affiliates', 'Terms of Use', and 'Contact', along with copyright information and a VeriSign logo.

NETELLER. English Sign In

Step 1
Get started

Step 2
Details

▶ Step 3
Confirmation

dafabet, your account has been created
A confirmation email has been sent to: dafabet@yahoo.com

Account ID	452423274703
Secure ID	395365

You will require both these credentials and your password to sign in to your account.

What do you want to do now?
Select an option below, then click "Continue"

Select an option...
Continue

About | Affiliates | Terms of Use | Contact

Copyright © Optimal Payments Plc. All rights reserved. NETELLER (UK) Limited is authorised by the Financial Services Authority under the Electronic Money Regulations 2011 (600015) for the issuing of electronic money. The NETBANK®, NETELLER® and Net+™ trademarks are the property of Optimal Payments Plc. Net+ cards are issued by Conister Bank Limited, pursuant to a licence from MasterCard International Inc. MasterCard is a registered trademark of MasterCard International Inc. NETELLER is a registered agent of Conister Bank Limited.

NETELLER.com
Version 4.7.7.8

VeriSign

4. You will then be redirected to a page with your account credentials (Account ID and Secure ID). Make sure to take note of this as you will need them later on.
5. You can now start using your Neteller eWallet.
6. To fund your Neteller eWallet, you may use the following options:
 - Credit Cards (Mastercard, Visa)
 - Debit Cards (Maestro, Visa)
 - Bank Transfer (typically takes around 2 days)

If you encounter any problems while depositing into your Neteller eWallet account, please contact [Neteller Customer Support](#).

Neteller



Before attempting to deposit at Dafabet, make sure of the following:

- Your Neteller account has not been temporarily disabled for security measures. If this happened to you, contact [Neteller Customer Support](#).
- You have successfully funded your Neteller eWallet account.
- You have taken note of your Neteller Account ID and Security ID.

Neteller

The screenshot shows the Dafabet website's deposit interface. At the top, there's a navigation bar with the Dafabet logo, flags for various countries, and links for 'Help' and 'Live Chat'. Below this is a menu with 'Deposit', 'Withdrawal', 'Cancel Withdrawal', 'Transaction History', and 'Cash Point'. The 'Deposit' section is active, showing 'Your Balances INR' with a table of balances: Sports (100.00), Poker (0.00), Casino (0.00), Poker Ace (0.00), and Games (0.00). A 'Select Payment Method' dropdown menu is set to '- Please Select -', with a 'Deposit' button next to it. Below the dropdown, four payment methods are listed: Neteller, WireTransfer, Asiapay88, and Skrill. Each method includes its logo, a brief description, and its processing time for deposits and withdrawals.

Your Balances INR	
Sports	100.00
Poker	0.00
Casino	0.00
Poker Ace	0.00
Games	0.00

Select Payment Method: - Please Select - Deposit

Payment Method	Description	Processing Time
	Neteller Making deposits into your account via NETELLER is quick, easy and secure. NETELLER is a stock exchange limited financial service provider which offers payment methods via the internet.	Processing Time Deposit - INSTANT Withdrawal - INSTANT
	WireTransfer You can make quick, easy and secure bank transfers via our bank account. Upon receipt and confirmation of your wire transfer, your deposit will be promptly credited to your Dafabet account.	Processing Time Deposit - INSTANT Withdrawal - 1-2 days
	Asiapay88 Making deposits into your account via Asiapay88 is quick, easy and secure. Asiapay88 is a stock exchange limited financial service provider, which offers payment methods via the internet.	Processing Time Deposit - INSTANT
	MoneyBookers Moneybookers enables any business or consumer with an email address to securely and cost-effectively send and receive payments online - in real time!	Processing Time Deposit - INSTANT Withdrawal - INSTANT

version 2.0.2.71

HOW TO DEPOSIT AT DAFABET VIA NETELLER:

1. Log in to your Dafabet account. You can do this on any of our websites (Sportsbook or Casino) or on any of our software (Casino or Poker), depending on where you want to play. Then, click on the "BANKING" or the "CASHIER" button to begin.
2. Select "NETELLER" from the drop-down menu, and click "DEPOSIT".

Neteller



The screenshot shows the Dafabet website interface. At the top, there's a navigation bar with the Dafabet logo and a row of flags. Below this is a menu with options: Deposit, Withdrawal, Fund Transfer, Cancel Withdrawal, Transaction History, and Cash Point. The main content area is titled "Your Balances INR" and "Enroll Payment Method". The "Your Balances INR" section shows a table with the following data:

Category	Balance (INR)
Sports	0.00
Poker	79.80
Casino	2595.00
PokerAce	0.00
Games	0.00

The "Enroll Payment Method" section contains the following fields:

- * Payment Method: Neteller (selected from a dropdown)
- * Payment Nickname: [Empty text box]
- * Neteller Account ID: [Empty text box]
- * Neteller Security ID: [Empty text box]
- * Login Password: [Empty text box]

Below these fields is a yellow "Continue" button. At the bottom of the page, there is a disclaimer box and the version number "version 2.0.2.82HF".

A variety of safe and confidential options for depositing money into your account is available at DafaBet. Be advised that if any deposits/withdrawals are to be processed through credit card or e-wallet accounts, these accounts must show same personal details as provided in the account registration.

version 2.0.2.82HF

3. Enrol your Neteller account into the Dafabet Banking system by filling in all required fields with the correct details. "Login Password" refers to your Dafabet account password.

Click "CONTINUE".

Neteller

Your Balances INR

Sports	0.00
Poker	0.00
Casino	0.00
Games	0.00

Deposit Limits INR:

Min. Deposit:	60.00
Max. Deposit:	450000.00

Deposit

Deposit From: **Dafabet** [Change](#)

* Deposit to: **Sports**

* Deposit Amount: **1000**

* Login Password: *********

[Deposit](#)

Neteller Fields marked * must be completed
For questions on How To Deposit, please [click here](#) or contact Customer Support

version 2.0.2.54

- To deposit, input the amount you wish to transfer to your Dafabet account and your Dafabet log-in password.

Make sure to choose the correct wallet:

If you wish to play in:	Choose this in the "Deposit to" drop-down menu:
Sportsbook	Sports
Poker	Poker
Casino	Casino
Poker Ace	Poker Ace
Speed Bet or Pool Bet	Games

Then, click "DEPOSIT".

Funds should automatically be transferred if there is enough balance in your Neteller account.

Neteller

The screenshot shows the Dafabet website's withdrawal interface. At the top, there's a navigation bar with the Dafabet logo, a language selector (English, Vietnamese, Thai, etc.), and a 'Help' button with a 'Live Chat' icon. Below this is a menu with 'Deposit', 'Withdrawal' (selected), 'Cancel Withdrawal', 'Transaction History', and 'Cash Point'. The main content area is divided into three sections: 'Your Balances INR', 'Bonus Balance INR', and 'Withdrawal Limits INR'. The 'Your Balances INR' section shows a table with columns for game type and balance, with all values at 0.00. The 'Bonus Balance INR' section shows a similar table with all values at 0. The 'Withdrawal Limits INR' section shows a table with 'Min. Withdrawal: 1.00' and 'Max. Withdrawal: 450000.00'. The 'Withdrawal' section contains a form with the following fields: 'Withdraw from Balance' (set to 'Sports'), 'Withdraw into' (set to 'Dafabet'), 'How much would you like to withdraw?' (set to '1000'), and 'Login Password' (masked with dots). There are green checkmarks next to the first three fields. A 'Withdraw' button is at the bottom of the form. A 'Change' button is next to the 'Withdraw into' field. A 'Help' button is at the bottom right of the form. A 'For VND currency:' section provides information about withdrawal processing times and conditions. At the bottom right, the version number 'version 2.0.2.54' is displayed.

Your Balances INR

Game	Balance
Sports	0.00
Poker	0.00
Casino	0.00
Games	0.00

Bonus Balance INR

Game	Balance
Sports	-
Poker	0
Casino	0
Games	-

Withdrawal Limits INR:

Min. Withdrawal:	1.00
Max. Withdrawal:	450000.00

Withdrawal

* Withdraw from Balance: ✓

Withdraw into: **Dafabet**

* How much would you like to withdraw? ✓

* Login Password:

For VND currency:

- The withdrawal process will be proceeded within a week from Monday to Friday.
- If the withdrawal order is made on Saturday or Sunday, please wait until Monday to get paid.
- If the withdrawal order is made after 3 pm (Vietnamese time), the withdrawal order will be paid the next day.


Fields marked * must be completed
For questions on How To Withdraw, you contact us at the following: Dafa888 Casino, Dafapoker, Dafagames or Dafabet Sportsbook.

version 2.0.2.54

HOW TO WITHDRAW FROM DAFABET VIA NETELLER:

1. Log in to your Dafabet account. You can do this on any of our websites (Sportsbook or Casino) or on any of our software (Casino or Poker), depending on where you played. Then, click on the "BANKING" or the "CASHIER" button to begin.
2. Click on the "WITHDRAWAL" tab on the top-menu.
3. Select "NETELLER" from the drop-down menu, and click "WITHDRAW".
4. Input the amount you wish to withdraw from your Dafabet account and your Dafabet log-in password. Click on "WITHDRAW".

Skrill Moneybookers



TO CREATE A MONEYBOOKERS ACCOUNT:

1. Go to <https://www.moneybookers.com/> and click on "SIGN UP"
2. Choose your "Country of Residence" and "Preferred Language". Then, click on "SIGN UP"
3. Fill in the required fields. Make sure to use the same email address that you used for your Dafabet account.
4. Read the Skrill Moneybookers' Terms of Use and Privacy Policy and if satisfied, click on "ACCEPT AND CREATE ACCOUNT" to proceed.

Skrill Moneybookers

dafabet.com

Help Live Chat

Deposit Withdrawal Cancel Withdrawal Transaction History Cash Point

Your Balances INR

Sports	100.00
Poker	0.00
Casino	0.00
Poker Ace	0.00
Games	0.00

Select Payment Method - Please Select - Deposit

Neteller
Making deposits into your account via NETELLER is quick, easy and secure. NETELLER is a stock exchange limited financial service provider which offers payment methods via the internet.
Processing Time
Deposit - INSTANT
Withdrawal - INSTANT

WireTransfer
You can make quick, easy and secure bank transfers via our bank account. Upon receipt and confirmation of your wire transfer, your deposit will be promptly credited to your Dafabet account.
Processing Time
Deposit - INSTANT
Withdrawal - 1-2 days

Asiapay88
Making deposits into your account via Asiapay88 is quick, easy and secure. Asiapay88 is a stock exchange limited financial service provider, which offers payment methods via the internet.
Processing Time
Deposit - INSTANT

Skrill moneybookers
Moneybookers enables any business or consumer with an email address to securely and cost-effectively send and receive payments online - in real time!
Processing Time
Deposit - INSTANT
Withdrawal - INSTANT

version 2.0.2.71

HOW TO DEPOSIT AT DAFABET VIA MONEYBOOKERS :

1. Log in to your Dafabet account. You can do this on any of our websites (Sportsbook or Casino) or on any of our software (Casino or Poker), depending on where you want to play. Then, click on the "BANKING" or the "CASHIER" button to begin.
2. Select "MONEYBOOKERS" from the drop-down menu, and click "DEPOSIT".
3. To deposit, input the amount you wish to transfer to your Dafabet account and your Dafabet log-in password.

Skrill Moneybookers

The screenshot shows the Dafabet website's deposit interface. At the top, there's a navigation bar with the Dafabet logo, a language selector (English, Hindi, Urdu, Russian, Chinese, Japanese, Korean, Indian, Arabic), and links for Help and Live Chat. Below this is a menu with options: Deposit, Withdrawal, Fund Transfer, Cancel Withdrawal, Transaction History, and Cash Point. The main content area is titled 'Your Balances INR' and shows a table of balances for Sports (100.00), Poker (0.00), Casino (0.00), PokerAce (0.00), and Games (0.00). To the right, the 'Deposit' section shows 'Deposit From: MoneyBookers' with a 'Change' button. Below this are fields for '* Deposit to:' (a dropdown menu), '* Deposit Amount:', and '* Login Password:', followed by a 'Deposit' button. At the bottom left, 'Deposit Limits INR' are listed: Min. Deposit: 1.00 and Max. Deposit: 4500000.00. A footer note provides contact information for questions.

Your Balances INR	
Sports	100.00
Poker	0.00
Casino	0.00
PokerAce	0.00
Games	0.00

Deposit Limits INR:	
Min. Deposit:	1.00
Max. Deposit:	4500000.00

Deposit From: MoneyBookers [Change](#)

* Deposit to:

* Deposit Amount:

* Login Password:

[Deposit](#)

For questions on How To Deposit, you contact us at the following: Dafa888 Casino, Dafapoker, Dafagames or Dafabet Sportsbook.

version 2.0.2.82

Make sure to choose the correct wallet:

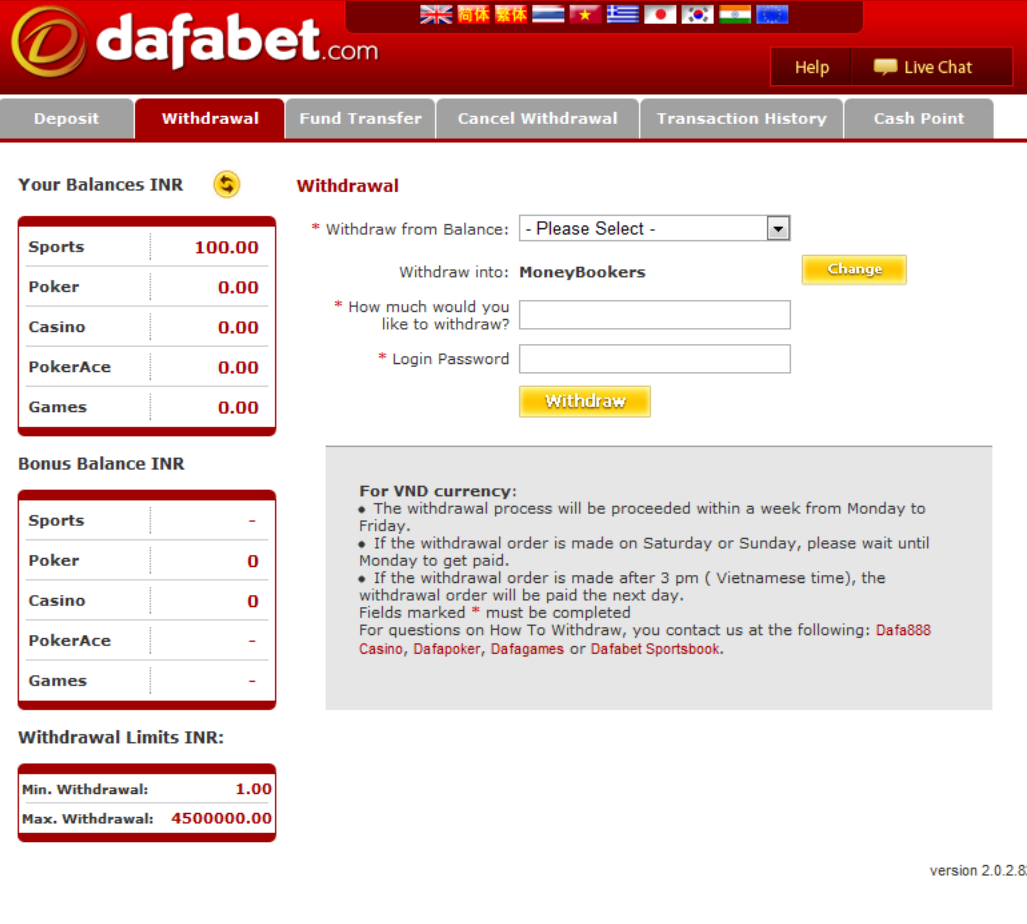
If you wish to play in:	Choose this in the "Deposit to" drop-down menu:
Sportsbook	Sports
Poker	Poker
Casino	Casino
Poker Ace	Poker Ace
Speed Bet or Pool Bet	Games

Then, click "DEPOSIT".

4. Log into your Moneybookers account.

5. The requested amount will immediately be credited to your Dafabet account if sufficient funds are available in your Skrill Moneybookers account.

Skrill Moneybookers



The screenshot shows the Dafabet website's withdrawal page. At the top, there's a navigation bar with the Dafabet logo, a language selector (showing various flags), and links for 'Help' and 'Live Chat'. Below this is a menu with tabs: 'Deposit', 'Withdrawal' (which is highlighted), 'Fund Transfer', 'Cancel Withdrawal', 'Transaction History', and 'Cash Point'.

The main content area is divided into several sections:

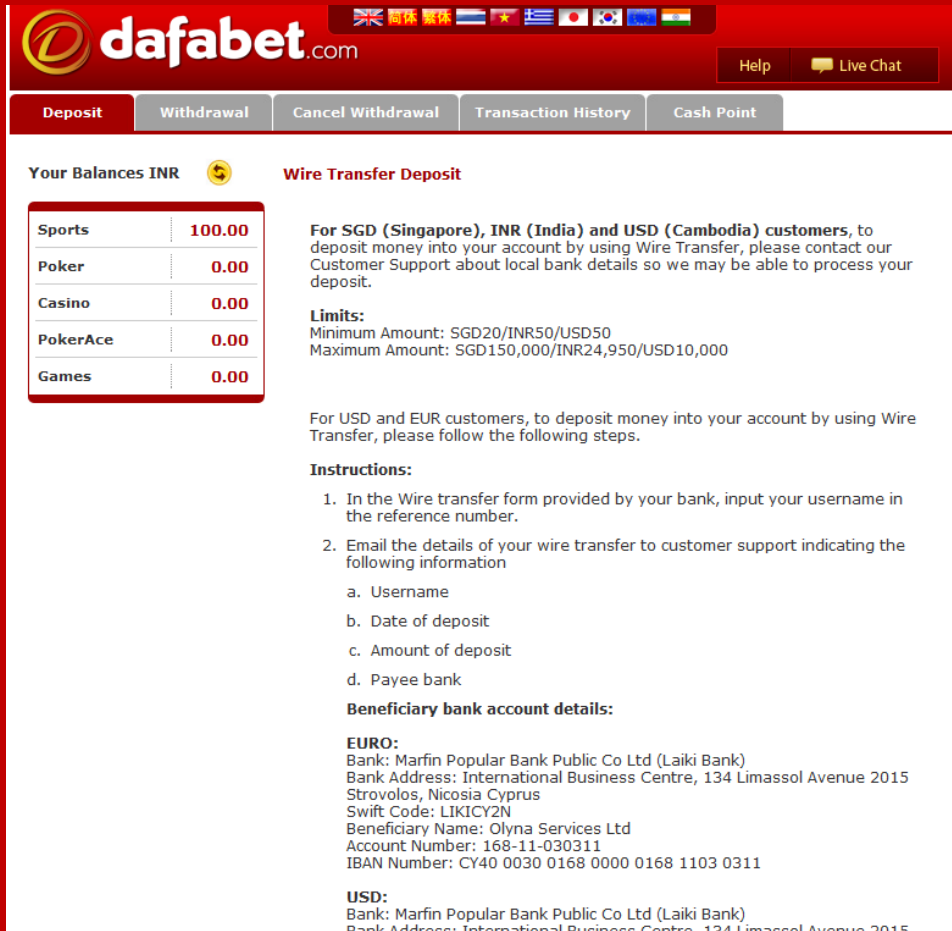
- Your Balances INR**: A table showing balances for Sports (100.00), Poker (0.00), Casino (0.00), PokerAce (0.00), and Games (0.00).
- Bonus Balance INR**: A table showing bonus balances for Sports (-), Poker (0), Casino (0), PokerAce (-), and Games (-).
- Withdrawal Limits INR**: A table showing minimum withdrawal (1.00) and maximum withdrawal (4500000.00).
- Withdrawal Form**: A section with the following fields:
 - * Withdraw from Balance: A dropdown menu currently set to '- Please Select -'.
 - Withdraw into: **MoneyBookers** (with a 'Change' button).
 - * How much would you like to withdraw?: An empty input field.
 - * Login Password: An empty input field.
 - A yellow 'Withdraw' button.
- For VND currency:** A text box containing withdrawal rules and contact information for Dafa888 Casino, Dafapoker, Dafagames, or Dafabet Sportsbook.

At the bottom right of the page, the version number 'version 2.0.2.82' is displayed.

HOW TO WITHDRAW FROM DAFABET VIA MONEYBOOKERS:

1. Log in to your Dafabet account. You can do this on any of our websites (Sportsbook or Casino) or on any of our software (Casino or Poker), depending on where you played. Then, click on the "BANKING" or the "CASHIER" button to begin.
2. Click on the "WITHDRAWAL" tab on the top-menu.
3. Select "MONEYBOOKERS" from the drop-down menu, and click "WITHDRAW".
4. Input the amount you wish to withdraw from your Dafabet account and your Dafabet log-in password. Click on "WITHDRAW".

Local Bank Transfers



The screenshot shows the Dafabet website interface. At the top, there's a navigation bar with the Dafabet logo, a language selector (UK, 中国, 香港, 台湾, 越南, 俄罗斯, 日本, 韩国, 美国, 印度), and links for Help and Live Chat. Below the navigation bar, there's a menu with tabs: Deposit, Withdrawal, Cancel Withdrawal, Transaction History, and Cash Point. The main content area is titled "Wire Transfer Deposit" and includes a table of balances, instructions for depositing money, and beneficiary bank details for EURO and USD.

Your Balances INR

Category	Balance
Sports	100.00
Poker	0.00
Casino	0.00
PokerAce	0.00
Games	0.00

Wire Transfer Deposit

For SGD (Singapore), INR (India) and USD (Cambodia) customers, to deposit money into your account by using Wire Transfer, please contact our Customer Support about local bank details so we may be able to process your deposit.

Limits:
Minimum Amount: SGD20/INR50/USD50
Maximum Amount: SGD150,000/INR24,950/USD10,000

For USD and EUR customers, to deposit money into your account by using Wire Transfer, please follow the following steps.

Instructions:

1. In the Wire transfer form provided by your bank, input your username in the reference number.
2. Email the details of your wire transfer to customer support indicating the following information
 - a. Username
 - b. Date of deposit
 - c. Amount of deposit
 - d. Payee bank

Beneficiary bank account details:

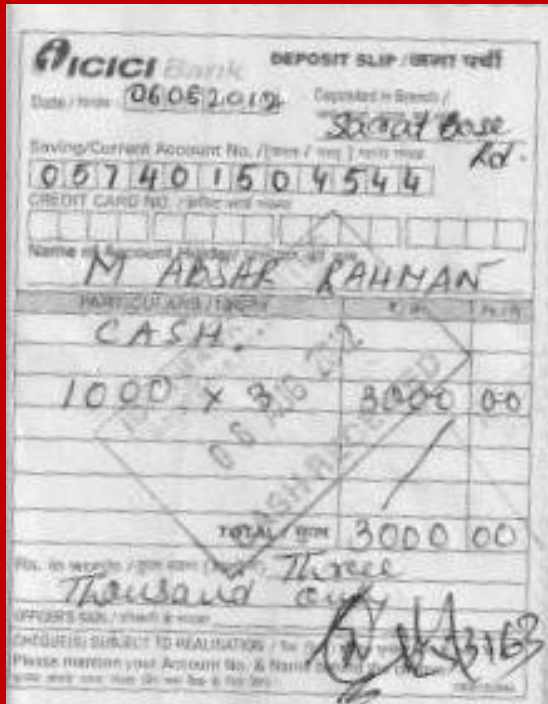
EURO:
Bank: Marfin Popular Bank Public Co Ltd (Laiki Bank)
Bank Address: International Business Centre, 134 Limassol Avenue 2015 Strovolos, Nicosia Cyprus
Swift Code: LIKICY2N
Beneficiary Name: Olyna Services Ltd
Account Number: 168-11-030311
IBAN Number: CY40 0030 0168 0000 0168 1103 0311

USD:
Bank: Marfin Popular Bank Public Co Ltd (Laiki Bank)
Bank Address: International Business Centre, 134 Limassol Avenue 2015

HOW TO DEPOSIT AT DAFABET VIA LOCAL BANK TRANSFERS:

1. Log in to your Dafabet account. You can do this on any of our websites (Sportsbook or Casino) or on any of our software (Casino or Poker), depending on where you want to play. Then, click on the "BANKING" or the "CASHIER" button to begin.
2. Click on the "DEPOSIT" tab on the top-menu.
3. Select "WIRE TRANSFER" from the drop-down menu, and click "DEPOSIT".
4. Take note of the bank details (bank name, account number, account holder name) published on the page. Go to your local bank branch and make a deposit into the bank account indicated on the page.

Local Bank Transfers



A sample deposit slip from ICICI Bank. The slip is titled 'DEPOSIT SLIP / DEBIT' and includes fields for Date/Time (06/06/2019), Deposited in Branch (Secret Base), and Savings/Current Account No. (007401504544). The CREDIT CARD NO. field is empty. The Name of the Account Holder is M. ADAR RAHMAN. The Mode of Deposit is CASH. The Amount of Deposit is 1000 x 3000 00. The TOTAL DEBIT is 3000 00. The slip is signed by the Officer's Sign (3163) and includes a stamp 'RECEIVED' dated 06/06/2019. The slip also includes a note: 'For. in receipt / 3000 00 (Three Thousand only)'. The bottom of the slip has a note: 'Please mention your Account No. & Name on the Cheque'.

Sample Deposit Slip

5. After making your deposit, scan the copy of your deposit slip and email it to us with the following details:

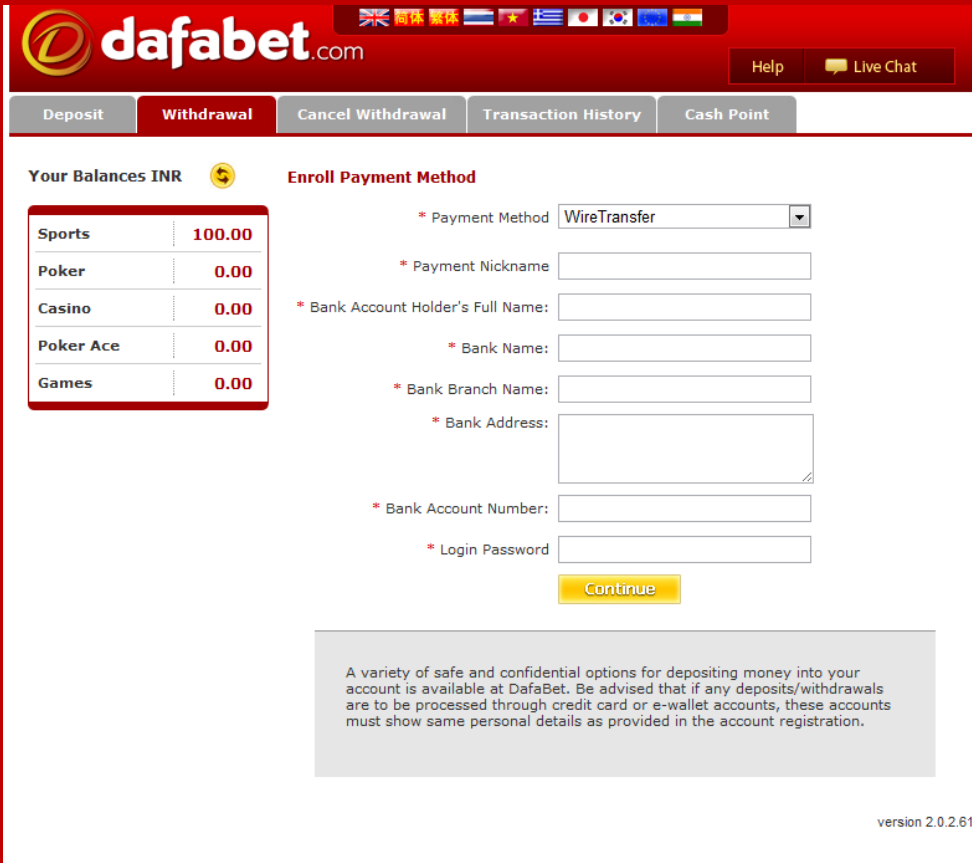
- Dafabet Username
- Full Name
- Time of deposit
- Amount of deposit
- Bank
- Brand (Sportsbook, Casino, or Poker)

Email:

INR@dafabet.com

5. You will you receive an email confirmation from our Customer Support team once the funds have been credited into your Dafabet account.

Local Bank Transfers



The screenshot shows the Dafabet website interface. At the top, there's a navigation bar with the Dafabet logo, a row of flags, and buttons for 'Help' and 'Live Chat'. Below this is a menu with 'Deposit', 'Withdrawal' (highlighted), 'Cancel Withdrawal', 'Transaction History', and 'Cash Point'. The main content area is titled 'Your Balances INR' and shows a table of balances: Sports (100.00), Poker (0.00), Casino (0.00), Poker Ace (0.00), and Games (0.00). To the right of the table is the 'Enroll Payment Method' section. It includes a dropdown menu for 'Payment Method' (set to 'WireTransfer'), and input fields for 'Payment Nickname', 'Bank Account Holder's Full Name', 'Bank Name', 'Bank Branch Name', 'Bank Address', 'Bank Account Number', and 'Login Password'. A 'Continue' button is at the bottom of this section. Below the input fields, there's a disclaimer: 'A variety of safe and confidential options for depositing money into your account is available at Dafabet. Be advised that if any deposits/withdrawals are to be processed through credit card or e-wallet accounts, these accounts must show same personal details as provided in the account registration.' The version number 'version 2.0.2.61' is at the bottom right.

Your Balances INR	
Sports	100.00
Poker	0.00
Casino	0.00
Poker Ace	0.00
Games	0.00

Enroll Payment Method

* Payment Method:

* Payment Nickname:

* Bank Account Holder's Full Name:

* Bank Name:

* Bank Branch Name:

* Bank Address:

* Bank Account Number:

* Login Password:

A variety of safe and confidential options for depositing money into your account is available at Dafabet. Be advised that if any deposits/withdrawals are to be processed through credit card or e-wallet accounts, these accounts must show same personal details as provided in the account registration.

version 2.0.2.61

HOW TO WITHDRAW FROM DAFABET VIA LOCAL BANK TRANSFERS:

1. Log in to your Dafabet account. You can do this on any of our websites (Sportsbook or Casino) or on any of our software (Casino or Poker), depending on where you played. Then, click on the "BANKING" or the "CASHIER" button to begin.
2. Click on the "WITHDRAWAL" tab on the top-menu.
3. Select "WIRE TRANSFER" from the drop-down menu, and click "WITHDRAW".
4. Fill up all the necessary information, then click "CONTINUE".
5. Input the amount you wish to withdraw from your Dafabet account and your Dafabet log-in password. Click on "WITHDRAW".

Asiapay88 (Using ICICI Bank Accounts)

dafabet.com

Help Live Chat

Deposit Withdrawal Cancel Withdrawal Transaction History Cash Point

Your Balances INR

Sports	100.00
Poker	0.00
Casino	0.00
Poker Ace	0.00
Games	0.00

Select Payment Method - Please Select - Deposit

Neteller
Making deposits into your account via NETELLER is quick, easy and secure. NETELLER is a stock exchange limited financial service provider which offers payment methods via the internet.
Processing Time
Deposit - INSTANT
Withdrawal - INSTANT

WireTransfer
You can make quick, easy and secure bank transfers via our bank account. Upon receipt and confirmation of your wire transfer, your deposit will be promptly credited to your Dafabet account.
Processing Time
Deposit - INSTANT
Withdrawal - 1-2 days

Asiapay88
Making deposits into your account via Asiapay88 is quick, easy and secure. Asiapay88 is a stock exchange limited financial service provider, which offers payment methods via the internet.
Processing Time
Deposit - INSTANT

Skrill
Moneybookers enables any business or consumer with an email address to securely and cost-effectively send and receive payments online - in real time!
Processing Time
Deposit - INSTANT
Withdrawal - INSTANT

version 2.0.2.71

HOW TO DEPOSIT AT DAFABET VIA ASIAPAY88:

Important Note: You can use ASIAPAY88 if you have an account with the following banks:

- **ICICI Bank**
1. Log in to your Dafabet account. You can do this on any of our websites (Sportsbook or Casino) or on any of our software (Casino or Poker), depending on where you want to play. Then, click on the "BANKING" or the "CASHIER" button to begin.
 2. Select "ASIAPAY88" from the drop-down menu, and click "DEPOSIT".

Asiapay88 (Using ICICI Bank Accounts)

3. To deposit, input the following information:
 - Your preferred bank
 - Amount you wish to transfer to your Dafabet account
 - Your Dafabet log-in password.

Make sure to choose the correct wallet:

If you wish to play in:	Choose this in the "Deposit to" drop-down menu:
Sportsbook	Sports
Poker	Poker
Casino	Casino
Poker Ace	Poker Ace
Speed Bet or Pool Bet	Games

Then, click "DEPOSIT".

The screenshot shows the Dafabet website interface. At the top, there's a navigation bar with the Dafabet logo, flags for various countries, and links for Help and Live Chat. Below this is a menu with options: Deposit, Withdrawal, Cancel Withdrawal, Transaction History, and Cash Point. The main content area is divided into two sections: 'Your Balances INR' and 'Deposit'.

Your Balances INR

Sports	100.00
Poker	0.00
Casino	0.00
Poker Ace	0.00
Games	0.00

Deposit

Deposit From: **Asiapay88** Change

* Deposit to: Sports ✓

* Choose Bank: ICICI Bank ✓

* Deposit Amount: 1000 ✓

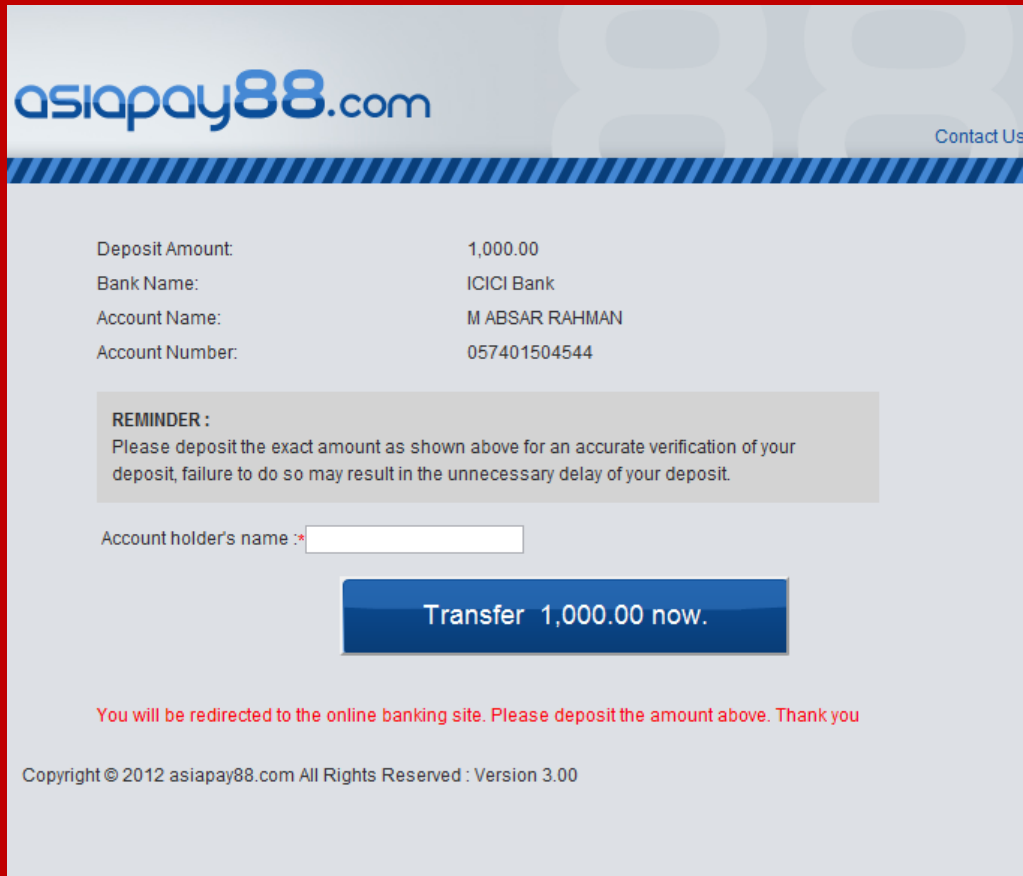
* Login Password: ••••••••

Deposit

For questions on How To Deposit, you contact us at the following: Dafa888 Casino, Dafapoker, Dafagames or Dafabet Sportsbook.

version 2.0.2.71

Asiapay88 (Using ICICI Bank Accounts)



The screenshot shows the Asiapay88.com website interface. At the top left is the logo "asiapay88.com" and at the top right is a "Contact Us" link. Below the header is a blue and white striped bar. The main content area displays a deposit form with the following details:

Deposit Amount:	1,000.00
Bank Name:	ICICI Bank
Account Name:	M ABSAR RAHMAN
Account Number:	057401504544

Below the form is a "REMINDER:" box with the text: "Please deposit the exact amount as shown above for an accurate verification of your deposit, failure to do so may result in the unnecessary delay of your deposit."

Under the reminder is a label "Account holder's name :*" followed by an empty text input field.

Below the input field is a large blue button with the text "Transfer 1,000.00 now."

At the bottom of the form area, there is a red text message: "You will be redirected to the online banking site. Please deposit the amount above. Thank you"

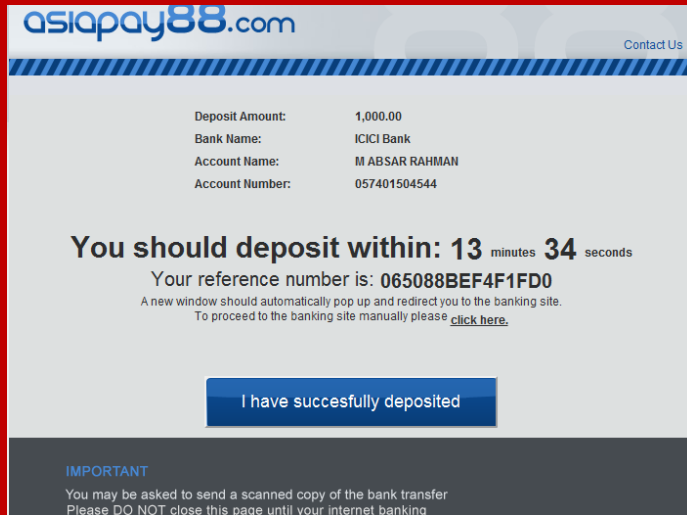
At the very bottom of the page, there is a copyright notice: "Copyright © 2012 asiapay88.com All Rights Reserved : Version 3.00"

4. Input the account holder name of the account you wish to deposit into and click "TRANSFER <AMOUNT> NOW".
5. Your online banking site will then appear in a new pop-up window.
6. Log into your online banking site to do the fund transfer. Make sure to deposit the exact amount that you have indicated earlier.

Try to accomplish the fund transfer **within 15 minutes** to avoid any unnecessary delays in your transaction.

*Take note of the reference number in the Asiapay88 page in case you encounter any problems while depositing.

Asiapay88 (Using ICICI Bank Accounts)

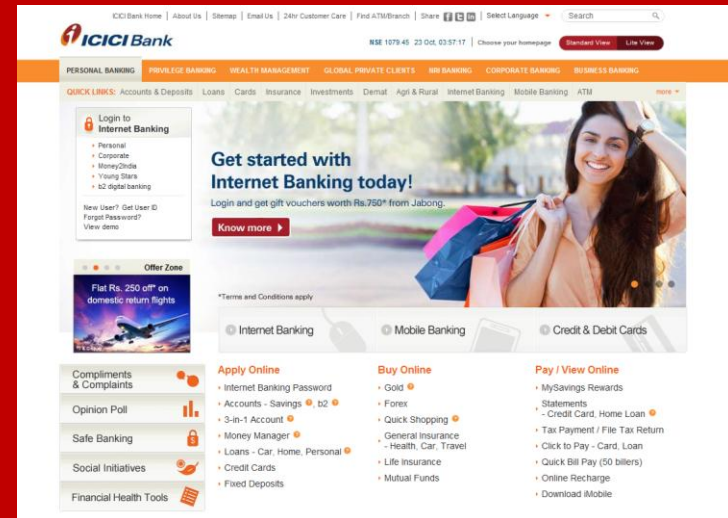


The screenshot shows the asiapay88.com website. At the top, there's a header with the logo and a 'Contact Us' link. Below the header, there's a form with the following details:

- Deposit Amount: 1,000.00
- Bank Name: ICICI Bank
- Account Name: M ABSAR RAHMAN
- Account Number: 057401504544

Below the form, it says: "You should deposit within: 13 minutes 34 seconds". It also provides a reference number: "Your reference number is: 065088BEF4F1FD0". A note states: "A new window should automatically pop up and redirect you to the banking site. To proceed to the banking site manually please [click here](#)." At the bottom, there's a blue button that says "I have succesfully deposited".

Asipay88 Page on Dafabet Cashier



The screenshot shows the ICICI Bank online banking website. At the top, there's a header with the ICICI Bank logo and navigation links. Below the header, there's a main banner with the text "Get started with Internet Banking today!" and a "Know more" button. To the left of the banner, there's a "Login to Internet Banking" section with links for Personal, Corporate, Money2Go, and b2 digital banking. Below the banner, there's an "Offer Zone" section with a "Flat Rs. 250 off on domestic return flights" offer. At the bottom, there's a "Compliments & Complaints" section and a "Financial Health Tools" section.

Online Banking Site

7. After depositing, go back to the Asiapay88 page and click on "I HAVE SUCCESSFULLY DEPOSITED"
8. Your Dafabet balance should be updated within a few minutes. If you encounter any issues, just contact our Customer Support team for help.
9. If you wish to withdraw your funds later on, kindly choose "WIRE TRANSFER" option.